

ACADEMIC DEADLINES

EVENTS	SEMESTER 1	SEMESTER 2	SEMESTER 3
Commencement of Semester	Aug. 26, 2019	Jan. 20, 2020	June 8, 2020
End of Period for Late Registration	Sept. 28, 2019	Feb. 22, 2020	N/A
End of Period for Change of Registration	Oct. 5, 2019	Feb. 29, 2020	June 26, 2020
End of Period for Request for Transfer	Oct. 5, 2019	Feb. 29, 2020	June 26, 2020
End of Period for Request for Exemption from courses	Oct. 5, 2019	Feb. 29, 2020	June 26, 2020
End of Period for Request for Withdrawal from Courses	Oct. 5, 2019	Feb. 29, 2020	June 26, 2020
Last day to submit Request for Leave of Absence	Oct. 26, 2019	Mar. 21, 2020	July 10, 2020
Last day to submit Request for Complete Withdrawal from the University	Oct. 26, 2019	Mar. 21, 2020	July 10, 2020
Semester Break	N/A	Mar. 16-21, 2020	N/A
Deadline for Payment of Fees or Submission of Loan Award without Late Fee Penalty	Oct. 18, 2019	March 13, 2020	July 3, 2020
Last day of classes	Nov. 30, 2019	May 2, 2020	Aug. 15, 2020
Examination Period	Dec 2 – Dec 18, 2019	May 4-22, 2020	Aug 17-22, 2020
End of Semester	Dec. 18, 2019	May 22, 2020	Aug. 22, 2020

N.B. Semester 3 is only applicable for some Bachelor of Education, Industrial Engineering and other specified programmes.

DEADLINES WILL BE RIGIDLY KEPT

**P.O. BOX 10-1110, GEORGETOWN
TEL: 222-2740, 222-8647,
222-5422, 623-8325**



UNIVERSITY of GUYANA

**Admissions Division
Office of the Registrar**

YOUR ADMISSION & REGISTRATION GUIDE

2019/2020

READ THIS TO ENSURE THAT YOU KNOW YOUR RIGHTS, THE UNIVERSITY'S PROCEDURES AND YOUR OBLIGATIONS. KNOWING THESE WILL MAKE LIFE AT THE UNIVERSITY EASIER FOR YOU

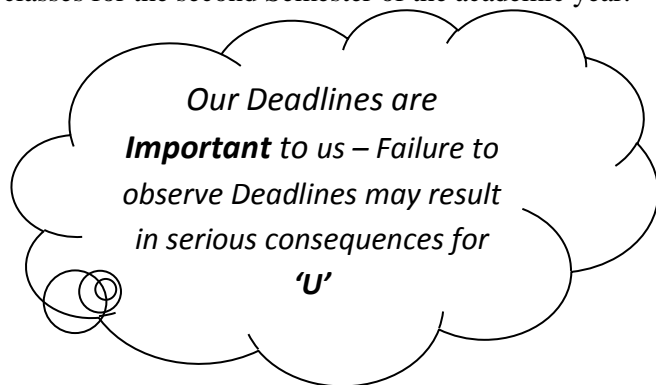
TUITION PAYMENT

1. All students pursuing studies at the University of Guyana are required to pay for their tuition; this tuition fee is subject to change without prior notice. The amount will be determined by the number of courses for which a student is registered:
 - (i) For Guyanese students registered for the full number of courses for the programme in the academic year, the fee (tuition + facilities) would be GY\$278,448 for all programmes except Law, Medicine, Dentistry, Nursing, Pharmacy, Optometry, and Medical Rehabilitation. For the Law Programme, the current tuition fee is GY\$478,340; for Medicine and Dentistry GY\$763,900; and B.Sc. Nursing GY\$407,443; Pharmacy, Optometry and Medical Rehabilitation GY\$406,950.
 - (ii) If a student is registered for more or less than the full number of courses, his/her fees would be pro-rated accordingly.
 - (iii) Fees payable by foreign students would be given upon request.

IMPORTANT:

As a security measure, the University has introduced the use of "point of sale" machines for the Republic Bank Limited (RBL) and the Guyana Bank for Trade and Industry (GBTI) at the BURSARY.

2. **Direct payment** by students and payment by sponsors must be made no later than the first day of classes for the first semester and the first day of classes for the second Semester of the academic year.



Facilities Fee Summary

Effective from the beginning of the academic year 2014/2015 all students pay facilities/miscellaneous fee.

Exam Fees	GY\$2,000
Library Cautionary Deposit	GY\$1,500
General Cautionary Deposit	GY\$1,500
Student ID Card	GY\$1,000
UG Students Society fee	GY\$1,000
Sports fee	GY\$3,000
Learning Resource Fee (Semester 1)	GY\$15,000
Learning Resource Fee (Semester 2 / Annual)	<u>GY\$25,000</u>
Facilities Fee - Total	GY\$50,000

N.B.

1. Please complete deposit slips in TRIPLICATE at the bank and return one to the Bursary with a printed copy of this invoice. Keep the other copy of deposit slip with you for your record. (Ensure that the bank's stamp is affixed by the teller. Please ensure that the student's name and registration/USI number is written **CLEARLY** on the deposit slip.
2. Please ensure when deposits are made that the teller is reminded to include the name of the student and the registration/USI number when he/she is posting the deposit to UG.
3. Please check your Financial Summary to see your net balance for the current academic year.
4. Please note that all fees may be subject to change on an annual basis.
5. Students who have registered and would like to withdraw during the academic year before or on the deadline for such withdrawal (temporary or complete) would be entitled to a pro-rated refund. Those who are granted a concession to do so after the deadline may **not** be considered for a refund of fees.

3. The University of Guyana was added to the Bill Express, GTT-MMG and Massy SurePay network of billers. Students can now pay fees and dues for the University at any of the locations. Payment at these Billers do not require submission to the Bursary.
4. Students who have registered and immediately apply for complete withdrawal from the University or for Leave of Absence would be required to pay an administrative cost of \$5,000.

STUDENT LOAN

5. Students wanting to access a student loan should uplift the loan application form from the Student Loan Agency located on campus or from the University website www.uog.edu.gy. Such forms should be completed immediately and returned to the Student Loan Agency.

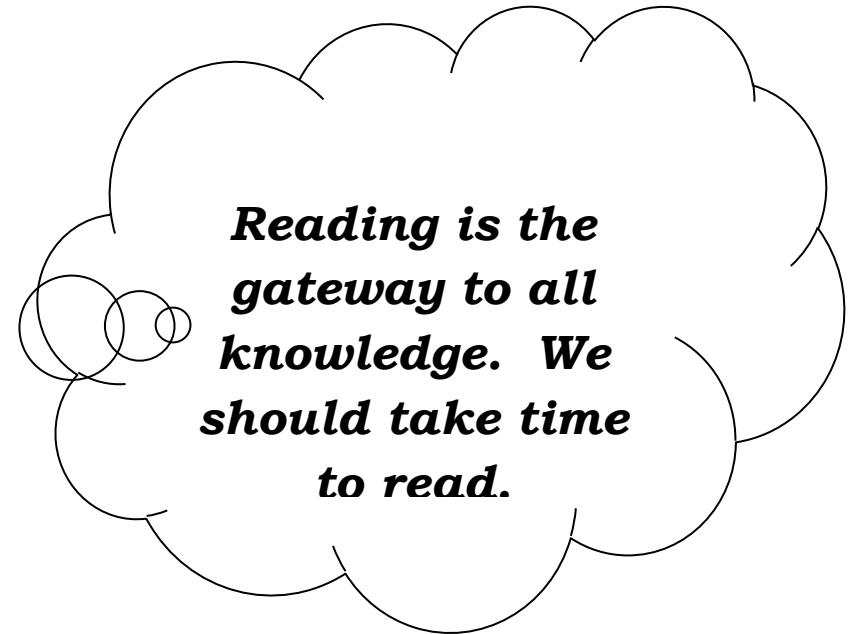
SPONSORED STUDENTS

6. Students who expect to be sponsored must obtain a letter from their sponsoring agency indicating the commitment of the agency to pay the tuition cost. Such a letter must be submitted to the Bursary.
7. No student would be granted a fee refund or a loan amendment after the respective **deadlines** for withdrawal from the University (temporary or complete), exemption courses, withdrawal from courses, and change of registration.
9. **NO STUDENT, REGARDLESS OF THE CIRCUMSTANCES, WOULD BE ALLOWED TO PAY FEES AFTER THE DATE FOR PAYMENT OF FEES, UNLESS AN APPROVED ARRANGEMENT HAD BEEN MADE BEFORE THE DEADLINE.**

USERS AND NON-TUITION MISCELLANEOUS FEES

1. For persons completing registration after the first day of classes in each semester, \$12,000.
2. For persons completing payment after the payment deadline \$12,000.
3. For replacement of student identification card \$1,000.00
4. For replacement of student exam slip \$500.
5. For replacement of Registration stickers \$100.00
6. **Library**

Each year students are required to pay the cautionary deposit for the use of the University Library. This amount is refundable upon completion of your programme.



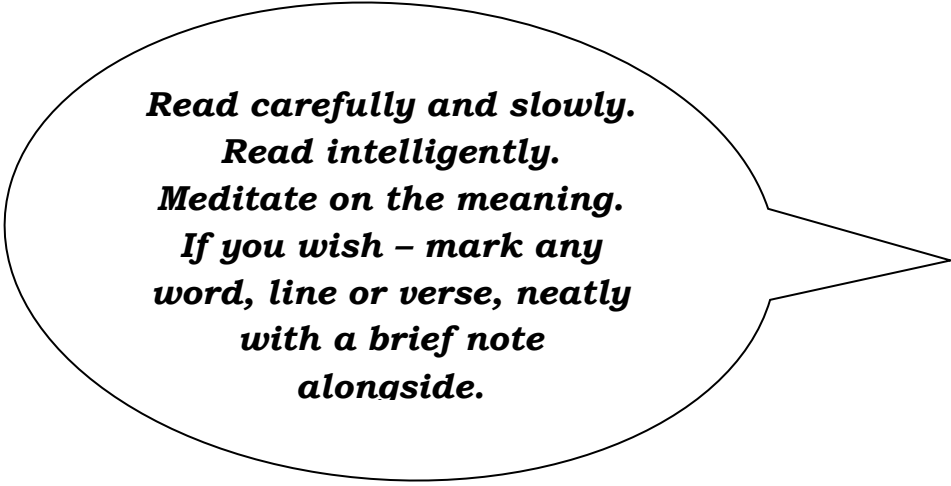
How to Register

1. For the 2019/2020 academic year all students will be required to register **online**; you can do so from home/office/internet cafe' or at designated Registration Centers on Campus, for example:
 - Centre for Information Technology (CIT)
 - University of Guyana Library
 - Admissions Division, Registry and
 - Certain Faculties, where the facility may be available.
 2. Students are expected to complete registration during the University's official registration period.
 3. Registration personnel will be available to assist you with this process if you choose to complete your registration on campus.
 4. To access the online registration option: go to the University website: www.uog.edu.gy.
 5. To access your information and sign up for courses, you must enter the secure area. Click on the **online registration** link, enter your user name. Your user name will be your unique student identifier number and default password. You will be prompted to change your default password for a password of your own. For **new students** this identification/registration number was provided in your offer letter.
 6. Read carefully the instructions on the page before continuing with the registration process.
 7. Enter the miscellaneous details the system requires of you.
2. Read your Departmental Brochures carefully. **New students** must read your admission and registration guide very carefully. Do not skim it over. Make careful notes of the courses you have registered for since you will need to refer to them again when you see your timetables. You can access the Admission and Registration Guide on the website.
 3. If you are unsure/uncomfortable about your choice of courses, it is recommended that you consult with your HOD or Programme Coordinator.
 4. Your registration will be subject to **academic approval**, by your Head of Department, Assistant Dean/ Director and Assistant Registrar.
 5. All students are required to pay tuition fees, in addition to other university miscellaneous and compulsory fees. Your registration invoice will indicate the fees payable based on the programme you have chosen. You will therefore need to obtain financial approval/clearance from the University Bursary before your registration can be made final. Once the Bursary has cleared your payment **ONLY** the Assistant Registrar can approve your registration.

Choosing the Right Courses:

1. Your programme profile, year by year, will be available on the website. You may also uplift programme brochures from your Department or Faculty office.

Continuing students will need to choose their courses carefully when registering to ensure that you have the right number of credits. This will have implications for your tuition fees as well as your graduation. It is recommended that you consult your HOD & Assistant Dean before registering.



***Read carefully and slowly.
Read intelligently.
Meditate on the meaning.
If you wish – mark any
word, line or verse, neatly
with a brief note
alongside.***

Procedure for Registration

1. Go to the University of Guyana website: www.turkeyenonline.uog.edu.gy (Turkeyen Campus) or www.tainonline.uog.edu.gy (Tain Campus).
 2. Carefully select the courses you would like to register for in 2019/2020 from the programme profile.
 3. Wait for your registration approval from your Head of Department and Assistant Dean. This may take about 3 – 5 days. Check the University website: www.turkeyenonline.uog.edu.gy (Turkeyen Campus) or www.tainonline.uog.edu.gy (Tain Campus) to determine your financial status (this can be done from any P.C with internet access home/work/internet café' or at designated Registration Centers on Campus).
 4. Your complete Registration Invoice (Tuition fee/Lab fee/Exam fee/Student Union dues, etc.) will be generated after you receive approval from the Assistant Dean for your registration. You do not need the AR (A) approval to print your invoice.
 5. Print your tuition and miscellaneous invoice. Tuition Invoices can be printed separately per semester or for the entire academic year. Make two or three photocopies of the same. If you are applying for a loan you will need to detach the tuition invoice from the miscellaneous invoice.
 6. (a) **Cash Student:** If you are paying for your tuition by cash, take your invoice to any of the Billers listed on the invoice and make your payment of both tuition, miscellaneous/facilities and any other fees which may be necessary (depending on the programme you are registering in). Bank slips should be filled in triplicate (one copy each for the Bank/UG/Student).

(b)**Loan Student:** If you are paying for your tuition through the loan process, detach your tuition invoice and take same along with a signed copy of your offer letter to the Student Loan Agency or other Loan facility and apply for your loan and obtain your loan award. Pay your miscellaneous fees to any of the Billers listed on the Invoice. Bank slips should be filled in triplicate (one copy each for the Bank/UG/Student).

(c) **Sponsor/Waiver Student:** If you are in receipt of a tuition waiver or you are being sponsored, you must obtain your waiver or sponsorship letter and pay your facilities fee, obtain a receipt (where applicable). Bank slips should be filled in triplicate (one copy each for the Bank/UG/Student).
7. (a) **Cash Student:** Staple your bank slips and other receipts (as proof of payment of tuition and other fees) to the copy of your invoice and submit it to the Fees Section, University Bursary.

(b) **Loan Student:** Staple your bank slip or other proof of payment of your miscellaneous fees to your loan award and a copy of your invoice and submit it to the Fees Section, University Bursary.

(c)**Sponsor/Waiver Student:** Staple your tuition invoice, your waiver/sponsorship letter and your receipt or bank slip for your miscellaneous fees, if applicable, and submit it to the Fees Section, University Bursary.
 8. Return to the Admissions Division on the date designated for your Faculty to get your ID card (first year students) or your student ID card updated. The schedule will be posted on the University website and emailed via the Students Records Management System (SRMS).

Important Note:

Your registration is not complete until you are in receipt of your Confirmation of Registration Letter and Student Identification/Registration Card.

Note:

All students are required to register at the beginning of the academic year for both Semester I and Semester II courses.

Note: Debit cards from the Republic Bank and GBTI will also be accepted at the Turkeyen Campus.